



Stable
Compact design
Ergonomic



Electric, height adjustable tilting commode/ shower chair

Our Dolphin Plus allows personal hygiene activities to be carried out in the most ergonomic manner. While the client is sitting in a relaxed, tilted position, the optimal height adjustment function prevents the caregiver from having to stoop.

The large range of the seat height means that the caregiver can even address the personal hygiene needs of the client at hip height. The seat and backrest tilt as one, keeping the client in a stable position. The electrically operated recline is seamless. It is easy for the caregiver to operate the system using only one hand and without any effort, thus facilitating the most comfortable position for both the client and caregiver. It is easier for the client to stand up from the chair from a sitting position because of the forward tilt.

The armrests continue around the front so that the client has a secure support, which is useful when it is necessary to lean forward to receive personal care. This design also makes the client feel safe. The armrests are there when needed, but can be easily folded up and swung away, so that they do not get in the way of a sideward and/or forward transfer in/out of the chair.

Dolphin Plus has a headrest that can be adjusted in terms of height, depth and angle. The bowl-shaped design of the headrest means that the client can rest their head securely and comfortably on the headrest.

The level of the footplate can be adjusted to provide correct foot support for clients of different heights.

Due to its compact size the Dolphin Plus is ideal for use in small spaces, both at home, narrow doorways and toilets/bathrooms as well as in healthcare institutions where other necessary medical devices can often clutter an area. The chair is easy to maneuver thanks to the large, high-quality twin castors. This, and many other factors, make Dolphin II, a durable quality product.



Mobility Aids



Healthcare Beds



Lifting Solutions



Hygiene



Convertible Chairs

Accessories



Toilet bucket
Toilet bucket, including lid
Article number
04-M0312-0016



Toilet seat
Toilet seat with lid for the keyhole shaped opening for extra comfort.



Battery
Extra Linak battery to ensure the lift is always ready for use with battery power indicator.
Article number
04-N0101-0012



External charger
Charger for external battery charging.
Article number
04-N0105-0018


Use



Personal hygiene
Provides support to clients for their personal care, such as intimate hygiene and getting dressed and undressed.



Ergonomic
Excellent maneuverability and height adjustment will improve the caregiver's posture, reducing the strain on their body.



Toileting
Can be wheeled into toilet area. Provides support during toileting. Can be positioned over a suspended toilet. Can be used with a toilet bucket.



Showering
Can be wheeled into the bathroom. Offers comfortable and safe support during showering and washing (IPX5, waterproof).


Features




Casters
4 twin castors, with brakes (Ø 100 mm/3.9").



Hand control
User-friendly hand control, easy to use, ergonomic design with durable coiled cable. Operating height and recline adjustments.



Footplate
Height adjustable, horizontal anti-slip footplate to keep feet in place while the client is toileting. Can be folded away during transfers.



Headrest
Height, depth and angle-adjustable, bowl-shaped PUR headrest for safe and comfortable support of the neck and head.

Technical specifications

Specifications	Dolphin Plus, 400002
Height	800 mm / 31.5"
Width	720 mm / 26.3"
Seat Height	500-1030 mm / 19.7-40.5"
Position of the push handle (min/max)	1020-1310 mm / 40.1-51.5"
Size of the seat	500x550 mm / 19.7- 21.6"
Tilt	-5° tot +26°
Diameter of casters with brake	100 mm / 3.9"
Maximum user weight	250 kg / 551 lbs
Maximum weight pers arm rest	80 kg / 176 lbs
Turning radius	1100 mm / 43.3"
Water resistance	IPX4 (waterproof)
Headrest	height, weight and angle-adjustable

Specifications	Dolphin Plus, 400002
Rechargeable battery (incl. charging cable)	Capacity 2,9 Ah
Charger, integrated in control box	100-240/50/60 V/HZ
Material of the frame	powder-coated steel
Material of the seat, backrest and headrest	Upholstered
Toilet seat	with lid and integrated guide rails for toilet bucket
Armrests	individually foldable, with integrated front support
Footplate	foldable, height adjustable, with anti-slip coating
Hand control functions	Up/down, tilting, battery status, service indicator
Accessory	Safety belt (90562), adjustable length
Emergency stop button	Yes



*We improve freedom of movement
and quality of care for people.*

www.humancaregroup.com



HUMAN CARE SWEDEN (HQ)

Årstaängsvägen 21B
117 43 Stockholm
+46 8 665 35 00
info@humancaregroup.com

HUMAN CARE CANADA

10-155 Colonnade Road
ON K2E 7K1 Ottawa
+1 613 723 6734
info.ca@humancaregroup.com

HUMAN CARE THE NETHERLANDS

Elspeterweg 124
8076 PA Vierhouten
+31 577 41 21 71
info.nl@humancaregroup.com

HUMAN CARE UNITED STATES

8006 Cameron rd, Suite K
TX 78754 Austin
+1 5 124 76 7199
info.us@humancaregroup.com